

# CLC

CONGLETON LUMBER CO.



# CONGLETON LUMBER COMPANY

## THEN & NOW

The Congleton name has been associated with lumber since the 1800s. In 1905 J.W. Congleton resigned from his position as County Judge in Wolfe County to join his brothers J.N. "Newt" and George "Lee" Congleton in the lumber business in Lexington. The trio embarked on a business venture that none could have imagined would one day be among Lexington's oldest companies.

Congleton Lumber moved to its present location in the 1930s. At that time, there were six family owned lumber companies in the same area. Today, only Congleton remains. The company believes that the basic premise of customer satisfaction, attention to detail and superior products are the driving forces to insure longevity.

Congleton is grateful to all of the past and current customers for the privilege of working with them on a daily basis. Discriminating homeowners, custom home builders, remodelers, architects, horse farms, general contractors and industrial accounts are all responsible for the success enjoyed.

Looking forward, Congleton is excited that many of its current products are used in "green" building initiatives. Future plans include further enhancing the product lines in that area of the business. Congleton supports endeavors for a revitalized downtown Lexington and hopes to continue its involvement in similar projects.

As it enters its second century of operations in the community, Congleton pledges to build on its reputation of exceptional products and superior service to meet the building needs of Central Kentucky.

**John Congleton, President**  
Congleton Lumber Company

# MOULDING PROFILE CATALOG

## GENERAL INFORMATION

## COMPANY DIVISIONS

## STOCK INTERIOR MOULDINGS

BASE .....	3-4
CASING & BACKBAND .....	5
CHAIR RAIL .....	6
CROWN .....	7-8
HAND RAILING & NOSING .....	9
COVE & QUARTER ROUND & STOOL .....	10
STOP & MISC. TRIMS.....	11

## STOCK EXTERIOR MOULDINGS

PATTERN STOCK.....	12
BED MOULD & COVE .....	13
CROWN .....	14
AZEK® TRIM & MISC. TRIMS .....	15

## CUSTOM MOULDINGS

BASE .....	16
CASING & BACKBAND .....	17-19
CROWN .....	20-23
BEDMOULD & CHAIRRAIL & PANEL MOULD.....	24

This catalog represents our more popular moulding profiles. These mouldings are produced by a variety of quality mills, however, most are produced by Congleton's on site mill.

Our mill gives us the capability of making many of these profiles in any material of the customer's choice. Congleton can design and produce mouldings for custom architectural drawings or reproduce profiles for existing or historical locations.

The most popular woods for interior mouldings are Poplar, Ponderosa Pine, Red Oak, White Oak, Mahogany, Maple, Cherry, and Walnut. Flex Mould is an innovative alternative for radius work. In stock interior mouldings are generally available in Poplar, Ponderosa Pine, or Red Oak.

Popular woods for exterior mouldings include Redwood, Douglas Fir, Western Red Cedar, and Mahogany. For a maintenance free product, Azek®, the leading cellular PVC product is another popular choice. In stock exterior mouldings are normally produced from Redwood, Fir and Azek®.

# CONGLETON LUMBER COMPANY DIVISIONS

Congleton Lumber Company offers customers a wide range of service options including special individual and professional treatment. Customers range from a homeowner matching a small piece of trim to large residential and commercial projects. Superior service, product quality and sales expertise set Congleton apart from its competitors.

## CUSTOM MILL

The mill can design and produce custom items for new projects, as well as reproduce items found in older locations. Congleton Lumber has supplied custom products to Central Kentucky's finer homes for over 100 years.

## ARCHITECTURAL SALES

The architectural sales staff is uniquely qualified to work with institutions and companies that have enhanced security needs. This client base consists of hospitals, schools, retail stores, prisons, banks and a variety of other firms with safety and security needs. Specialty doors can be modified to meet individual customer specifications. Accessories are also available, offering one stop shopping for the project or job.

Replacement security doors, with or without windows, may be ordered and generally delivered in a shorter time frame than going direct through the original manufacturer. The staff works with clients on new installations providing design and cost estimates on a timely basis. For more information call for a brochure highlighting services and products.


## WINDOWS

Loewen is the window and door brand that delivers unrivaled experience, artisanship and design leadership. Loewen is recognized as the best North American window manufacturer in the luxury brand category, in a survey among industry professionals, for its exceptional product quality and brand service. Loewen was awarded the 2006 Best in Class award in the Luxury Brand division by Market Resource Associates.

Weather Shield is a leading manufacturer of innovative window and door system products for the residential and commercial building industry worldwide. Practically anything you can imagine in windows and doors for your home is possible with the Weather Shield product line. With a vast array of options, accessories and updates, you can explore the limits of your creativity. Congleton Lumber Company has been a committed dealer for 12 years.

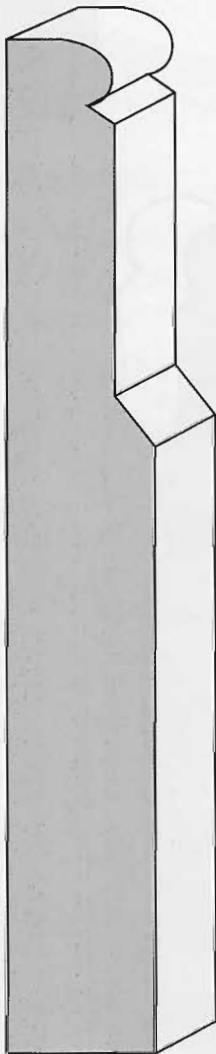
**BAC 60**

$\frac{3}{4}'' \times 7\frac{1}{4}''$



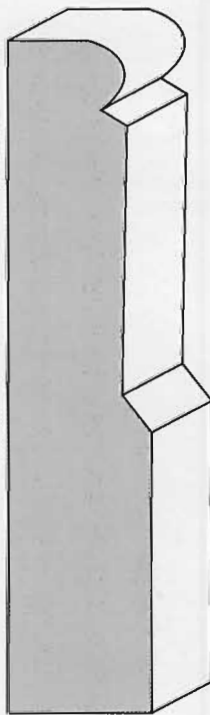
**BAC 50**

$\frac{3}{4}'' \times 5\frac{1}{4}''$




**CAC 45**

$\frac{3}{4}'' \times 3\frac{1}{2}''$




**BAC 65**

$\frac{3}{4}'' \times 7\frac{1}{4}''$

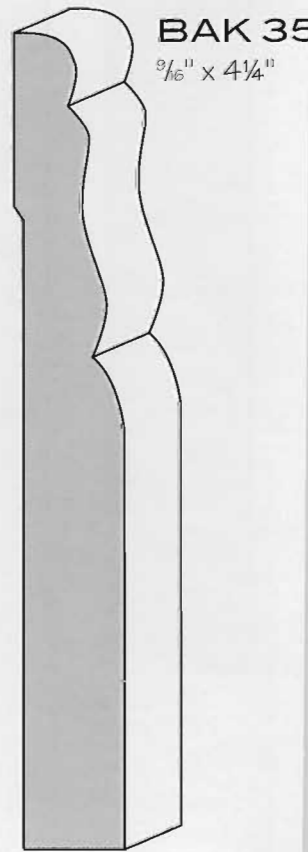
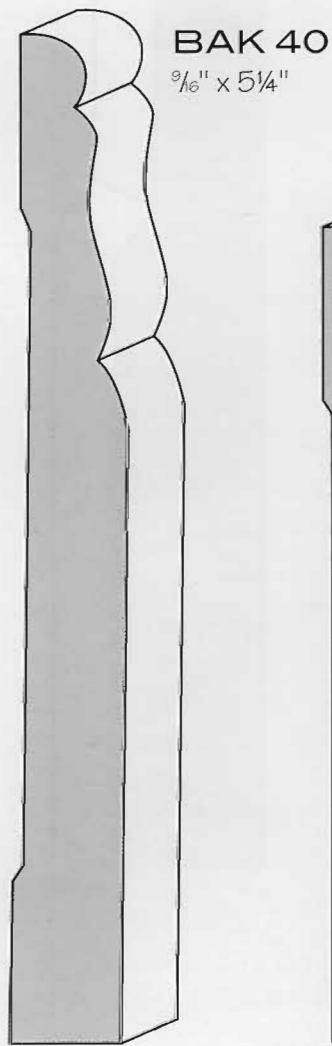
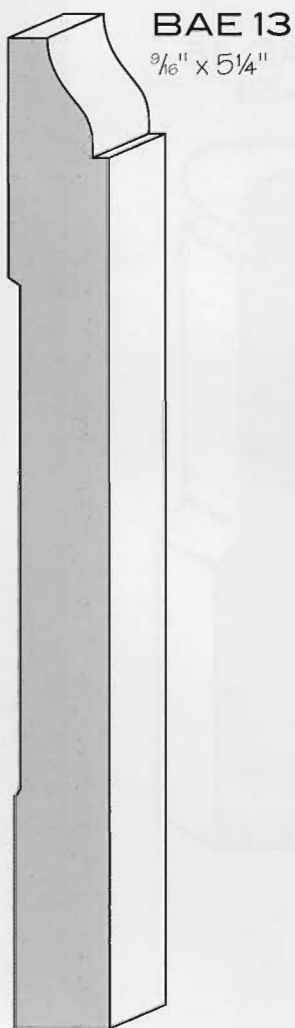
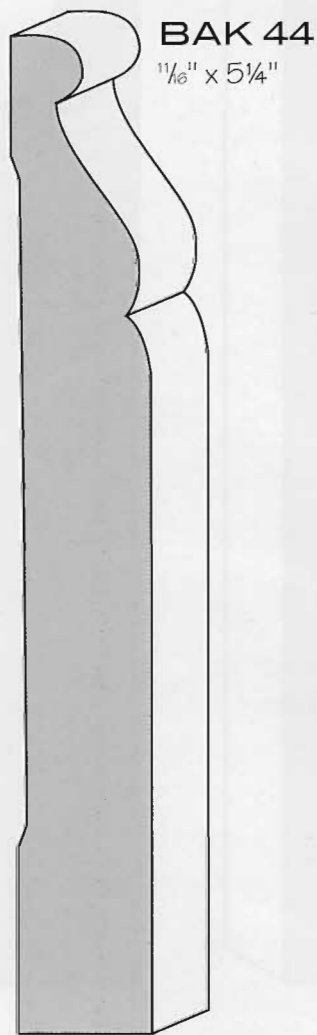
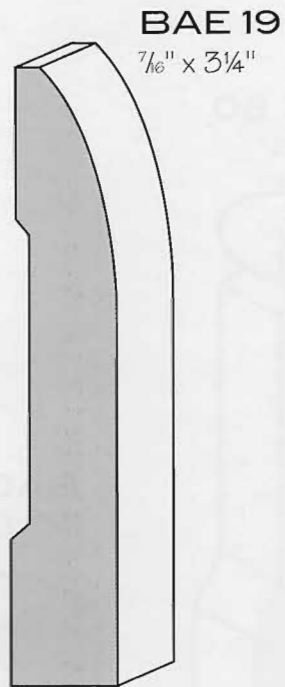
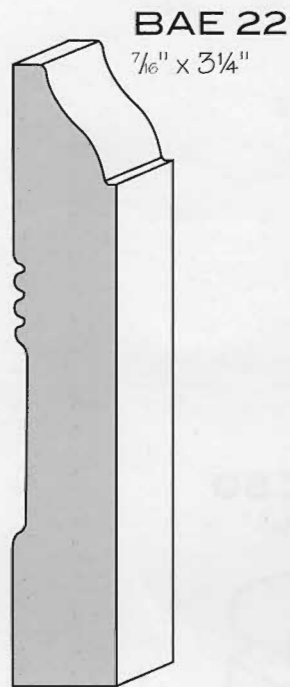


**BAC 64**

$\frac{3}{4}'' \times 5\frac{1}{4}''$

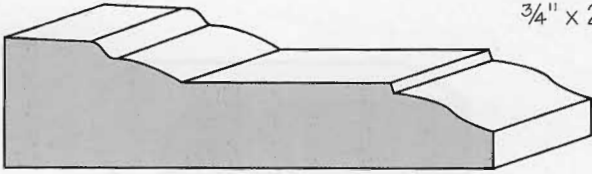


BASE



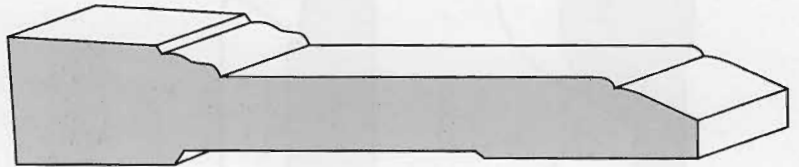
CAC 9

$\frac{3}{4}'' \times 2\frac{5}{8}''$



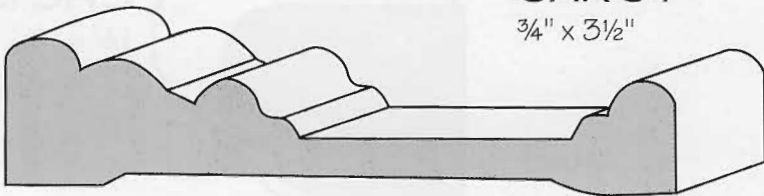
CAE 10

$1\frac{1}{8}'' \times 3\frac{3}{8}''$



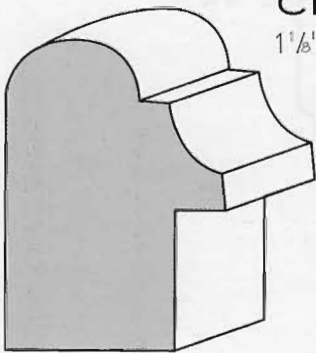
CAK 54

$\frac{3}{4}'' \times 3\frac{1}{2}''$



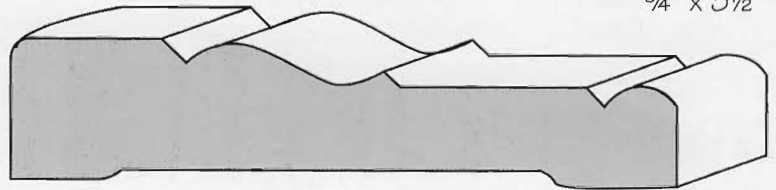
CHK 15

$1\frac{1}{8}'' \times 1\frac{5}{8}''$



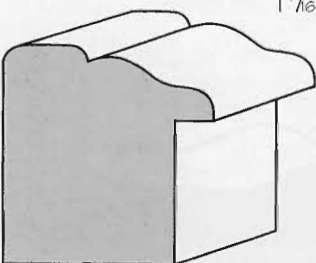
CAK 56

$\frac{3}{4}'' \times 3\frac{1}{2}''$



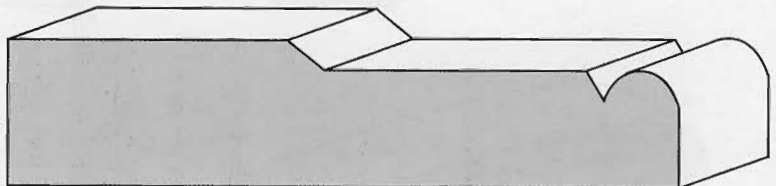
BBK 62

$1\frac{1}{8}'' \times 1\frac{1}{8}''$



CAC 45

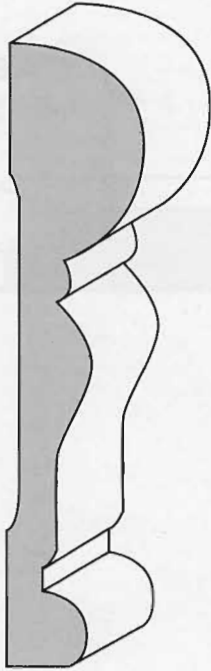
$\frac{3}{4}'' \times 3\frac{1}{2}''$



CHAIR RAIL & CASING


CHK 12

1 1/6" x 3 1/4"



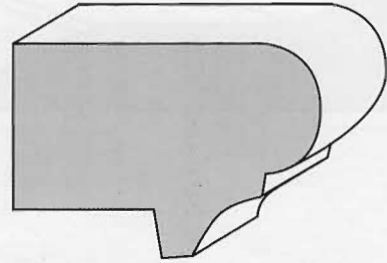
CHC 14

1/2" x 2 1/4"



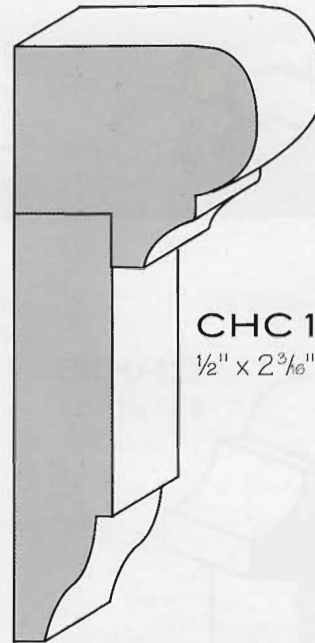
CHK 15

1 1/8" x 1 5/8"



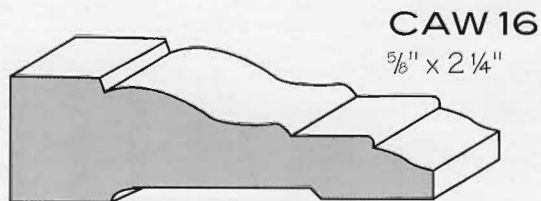
CHC 12

1 1/8" x 1 1/4"



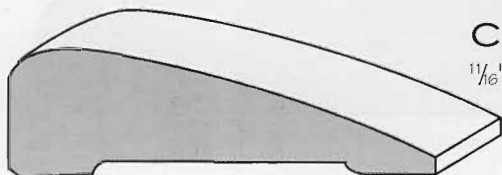
CHC 10

1/2" x 2 3/16"



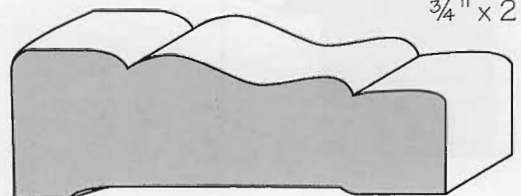
CAW 16

5/16" x 2 1/4"



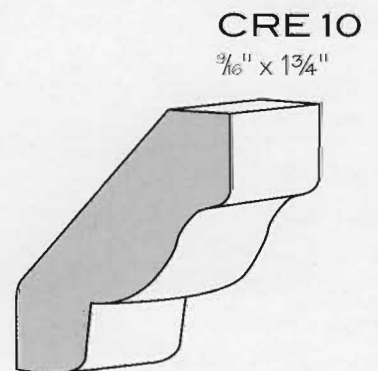
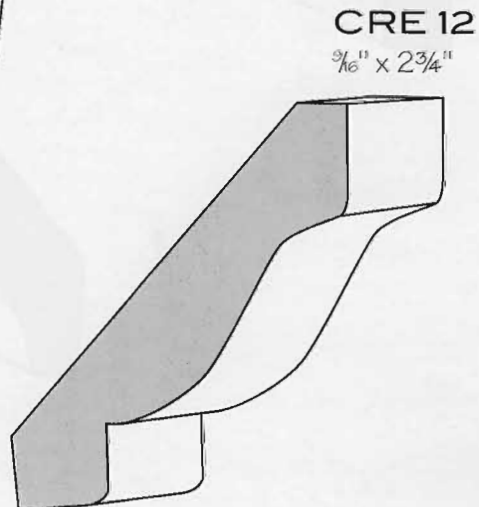
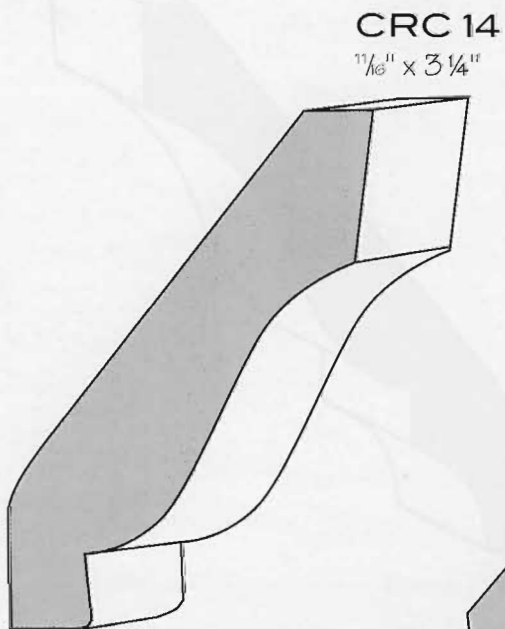
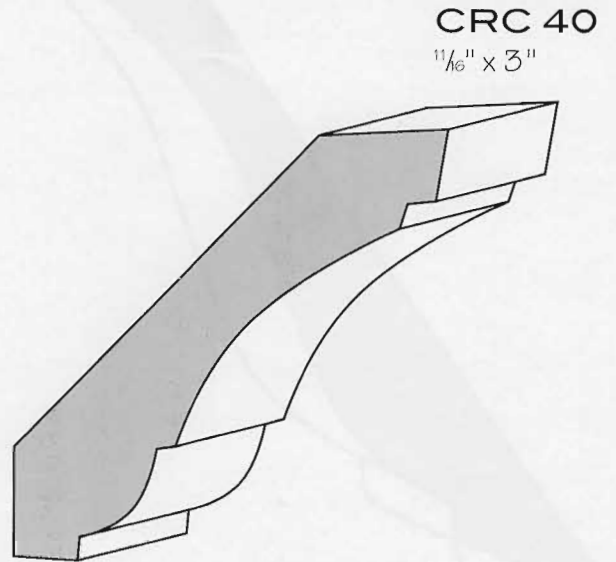
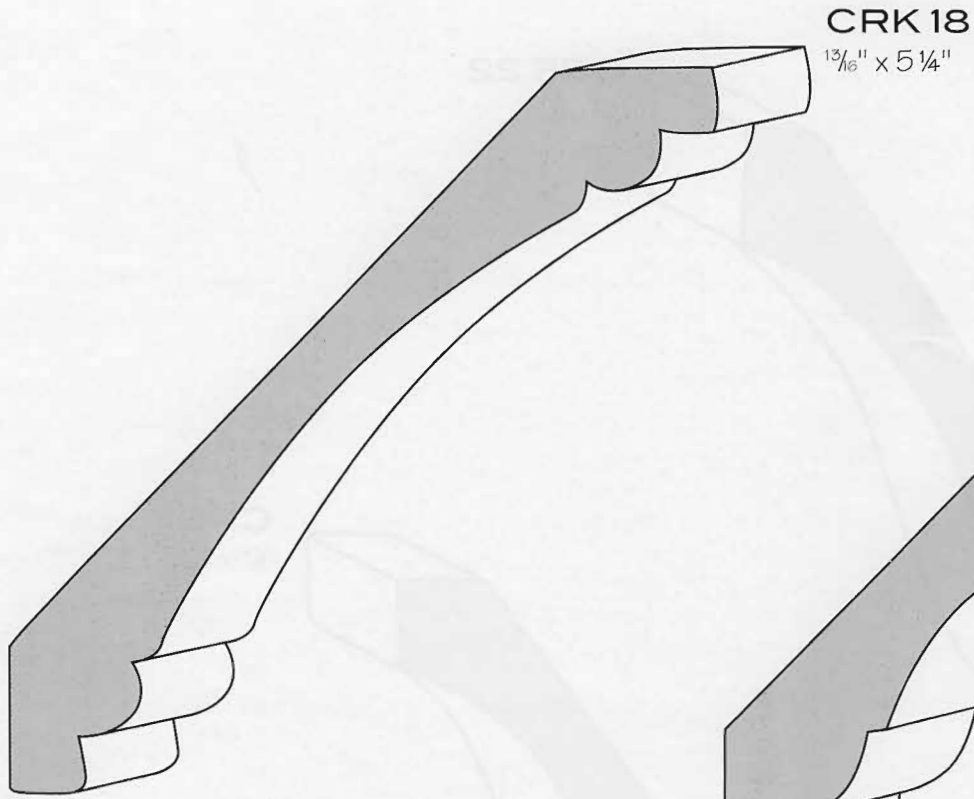
CAE 14

1 1/8" x 2 1/4"



CAK 52

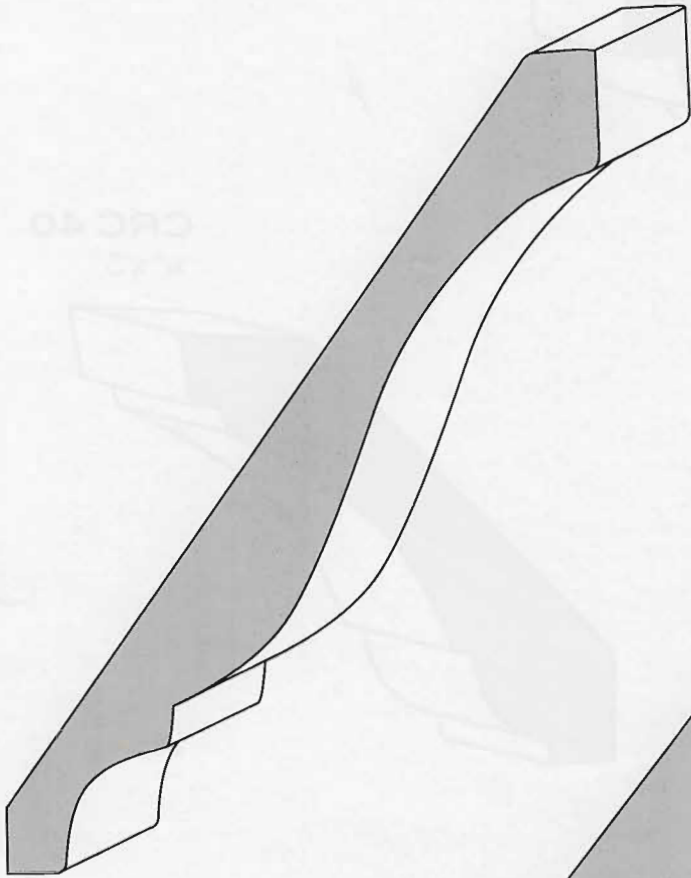
3/4" x 2 1/4"



CROWN

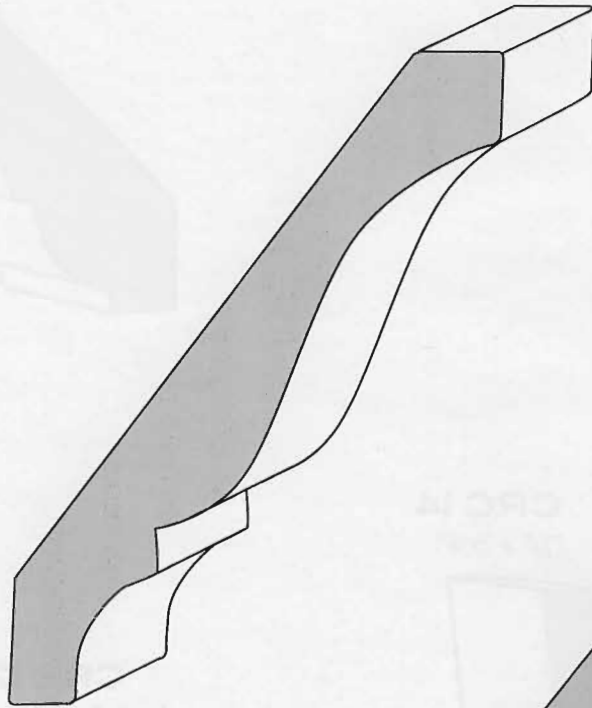
CRE 22

$\frac{5}{8}$ " x  $5\frac{1}{4}$ "



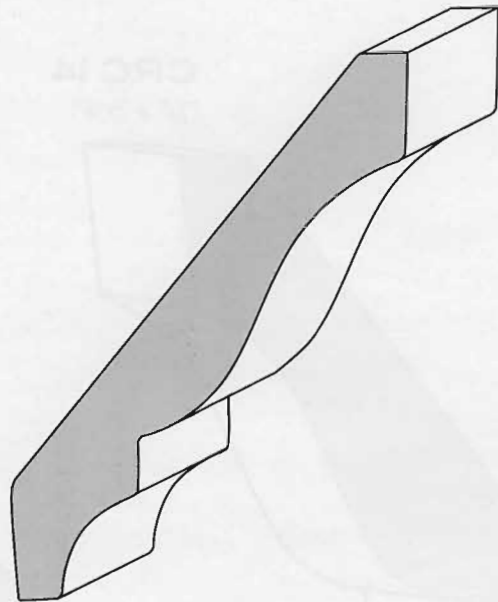
CRE 18

$\frac{5}{8}$ " x  $4\frac{1}{4}$ "



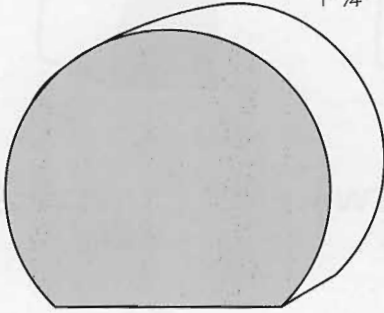
CRW 15

$\frac{9}{16}$ " x  $3\frac{5}{8}$ "



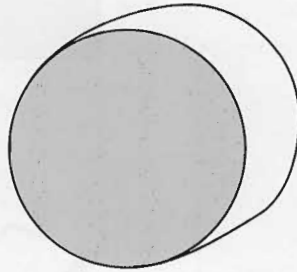
ITE 22

1 3/4"



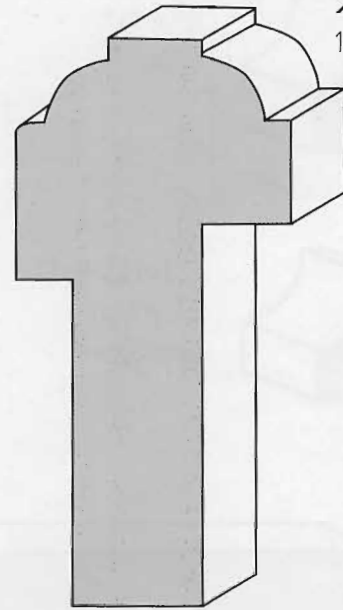
ITE 20

1 1/4"



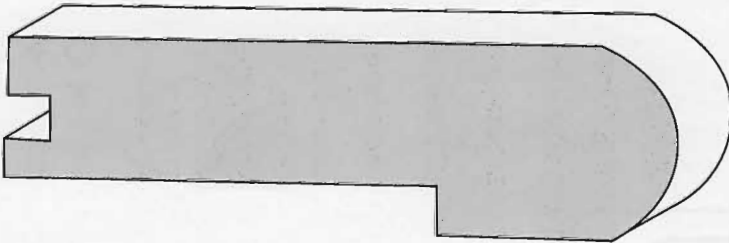
XTE 70

1 3/4"




ITK 50

3 1/2"

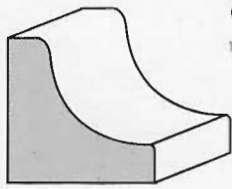


ITK 55

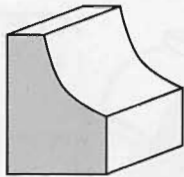
5 1/4"



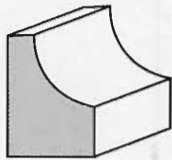
COVE & QUARTER ROUND & STOOL



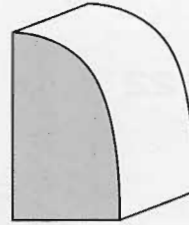
CME 12  
 $1\frac{1}{16}'' \times 1\frac{1}{16}''$



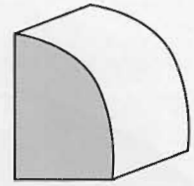
CMK 10  
 $\frac{1}{2}'' \times \frac{3}{4}''$



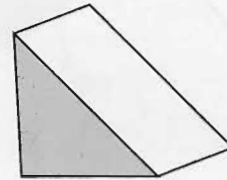
CMC 90  
 $\frac{1}{2}'' \times \frac{5}{8}''$



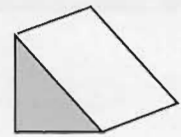
BSC 28  
 $\frac{1}{2}'' \times 1''$




BSK 20  
 $\frac{1}{2}'' \times \frac{3}{4}''$




ITW 10  
 $1\frac{1}{16}''$




ITW 20  
 $\frac{1}{2}''$



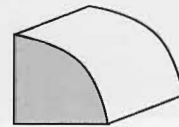
WTK 10  
 $2\frac{1}{4}''$



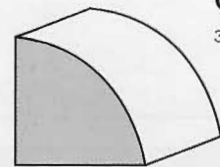
WTE 12  
 $3\frac{1}{4}''$



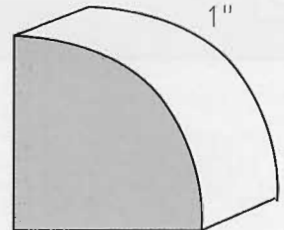
WTK 14  
 $3\frac{1}{4}''$



QRC 35  
 $\frac{1}{2}''$



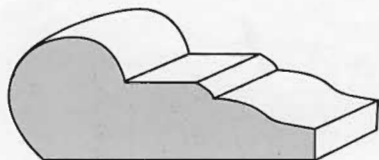
QRK 10  
 $\frac{3}{4}''$



QRC 25  
 $1''$

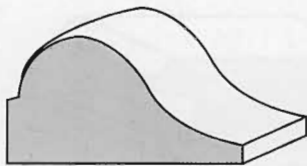
ITW 16

$1\frac{1}{16}'' \times 1\frac{3}{4}''$



BMW 32

$1\frac{1}{16}'' \times 1\frac{1}{4}''$



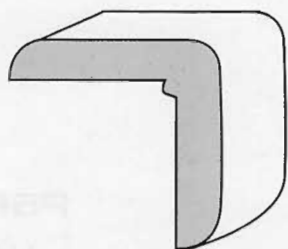
ITE 18

$\frac{7}{16}'' \times \frac{9}{16}''$



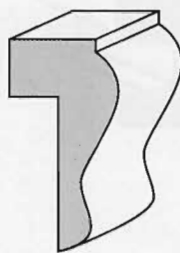
ITE 12

$1\frac{1}{8}''$



ITE 10

$1\frac{1}{8}''$



ITC 41

$\frac{1}{4}'' \times \frac{1}{2}''$




ITW 40

$\frac{5}{16}'' \times \frac{5}{8}''$




STW 20

$\frac{1}{2}'' \times \frac{3}{4}''$




STE 36

$\frac{5}{8}'' \times 1\frac{3}{8}''$




STK 70

$\frac{3}{4}'' \times 1\frac{1}{2}''$



STE 11

$1\frac{3}{8}''$




STE 10

$\frac{3}{8}'' \times 1\frac{1}{4}''$



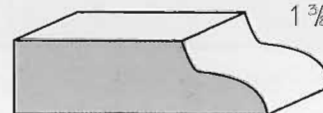
STE 34

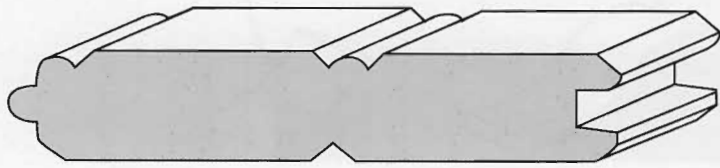
$1\frac{1}{16}'' \times 1\frac{3}{4}''$



STE 18


$1\frac{3}{8}''$





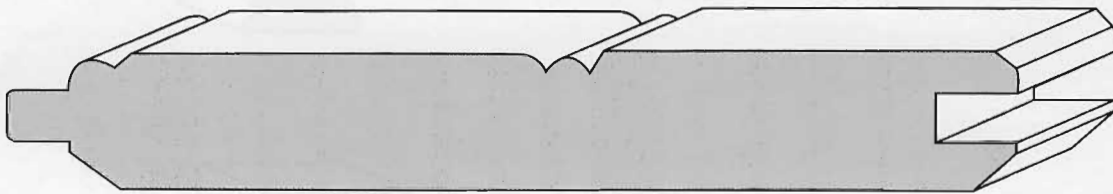
PSF 18

$\frac{5}{8}$ " x 4"



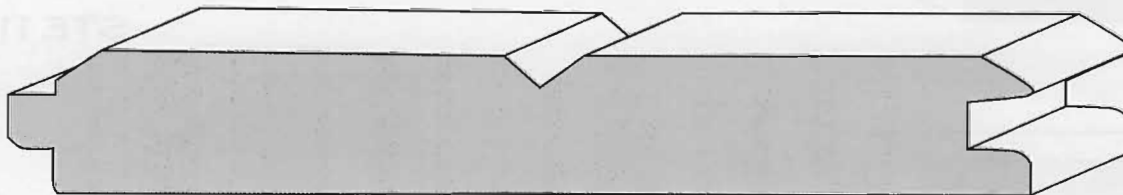
PSF 20

1" x 4"




PSR 16

1" x 6"



PSA 10

1" x 6"

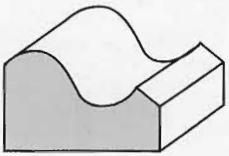


PSA 12

1" x 6"

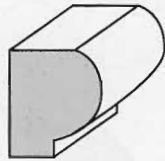
**BMC 32**

$\frac{1}{2}'' \times 1\frac{13}{16}''$



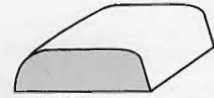
**BMC 31**

$\frac{9}{16}'' \times \frac{9}{16}''$




**XTE 60**

$\frac{3}{4}''$



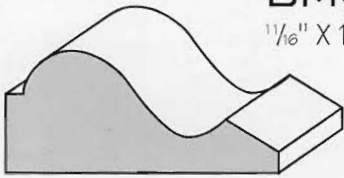
**XTE 50**

$1\frac{3}{8}''$




**BMC 35**

$\frac{1}{16}'' \times 1\frac{3}{8}''$



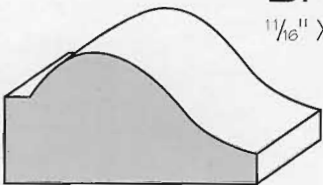
**XTC 40**

$\frac{5}{8}'' \times 1\frac{1}{2}''$



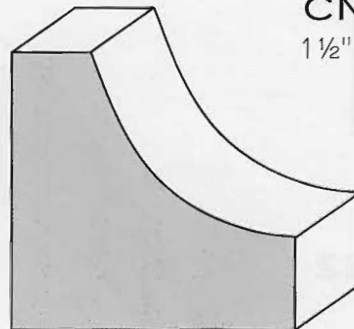
**BMC 33**

$\frac{1}{16}'' \times 1\frac{1}{4}''$



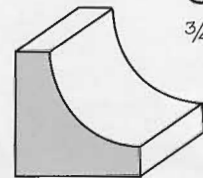
**CMC 15**

$1\frac{1}{2}'' \times 1\frac{1}{2}''$



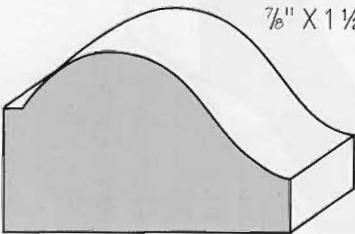
**CMC 13**

$\frac{3}{4}'' \times \frac{3}{4}''$



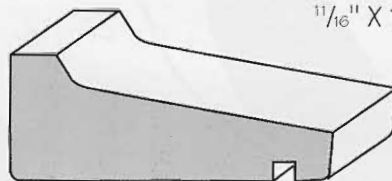
**BMC 38**

$\frac{7}{8}'' \times 1\frac{1}{2}''$



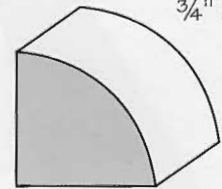
**XTC 50**

$\frac{11}{16}'' \times 1\frac{11}{16}''$



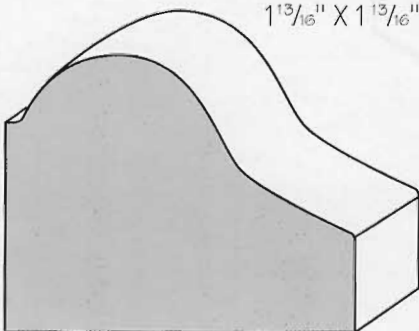
**QRC 17**

$\frac{3}{4}'' \times \frac{3}{4}''$



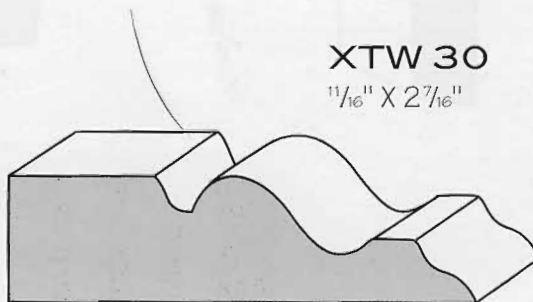
**BMC 36**

$1\frac{3}{16}'' \times 1\frac{13}{16}''$



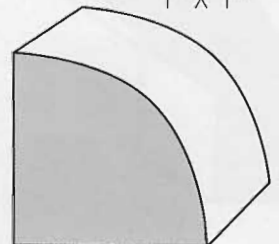
**XTW 30**

$\frac{11}{16}'' \times 2\frac{7}{16}''$



**QRC 19**

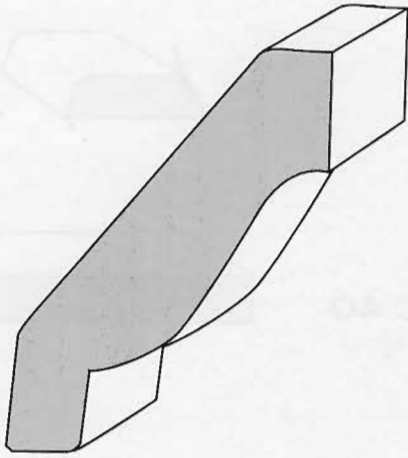
$1'' \times 1''$



CROWN

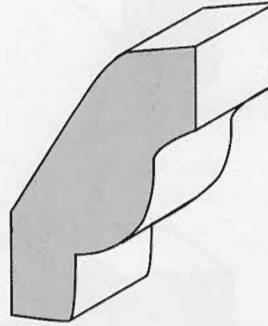
CRC 26

2 3/4"



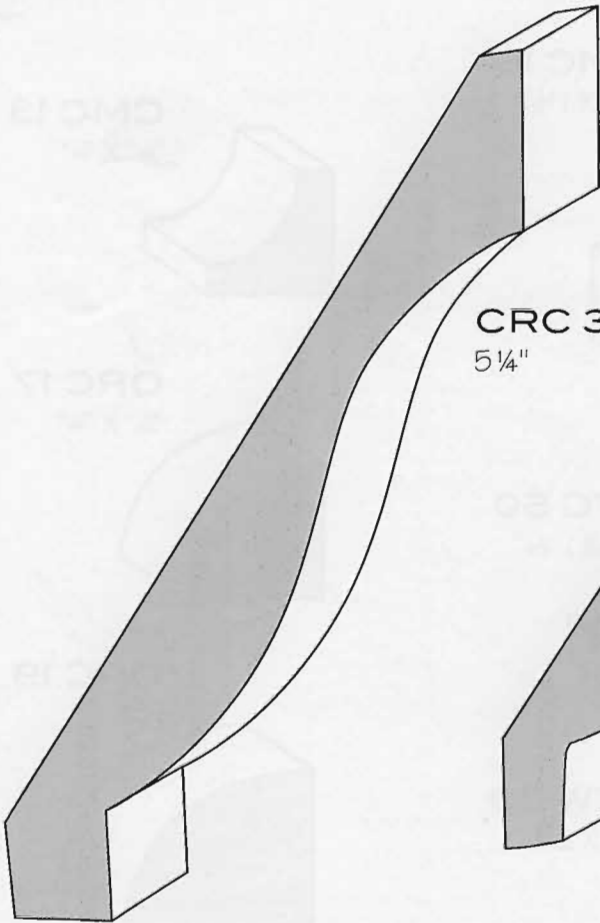
CRC 24

1 3/4"



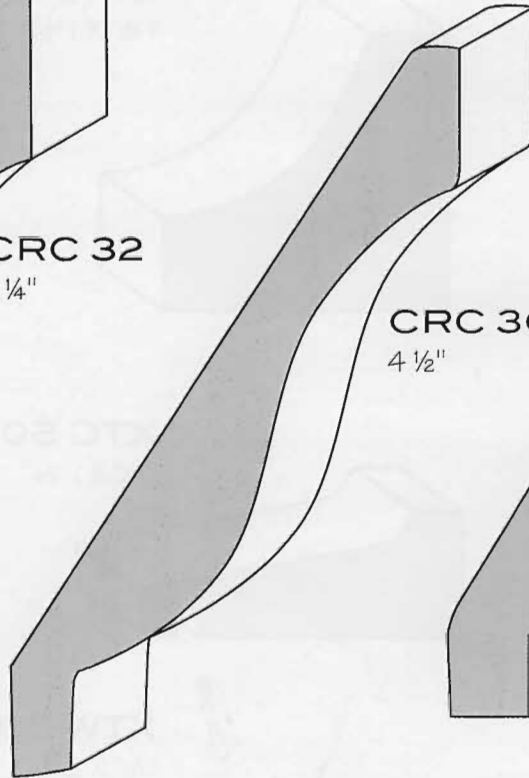
CRC 32

5 1/4"



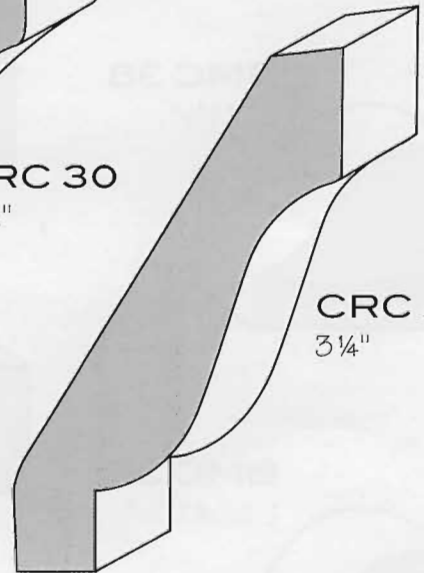
CRC 30

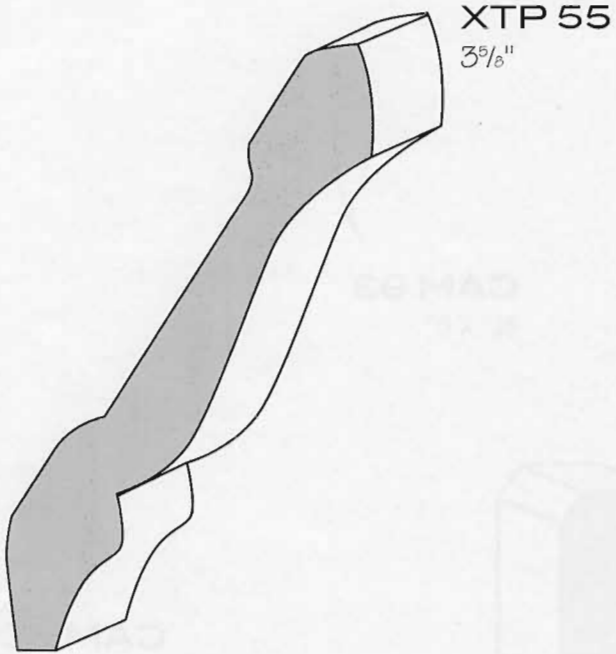
4 1/2"



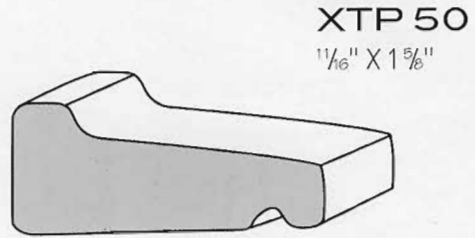
CRC 28

3 1/4"

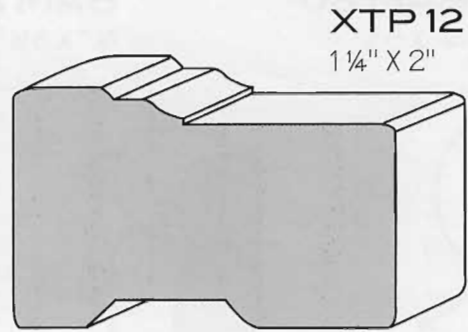





**XTP 55**  
3<sup>5</sup>/<sub>8</sub>"



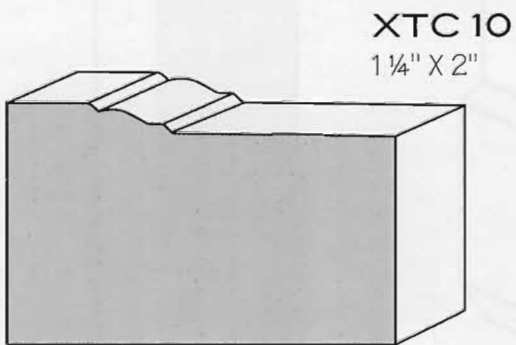
**XTP 50**  
1<sup>1</sup>/<sub>6</sub>" X 1<sup>5</sup>/<sub>8</sub>"



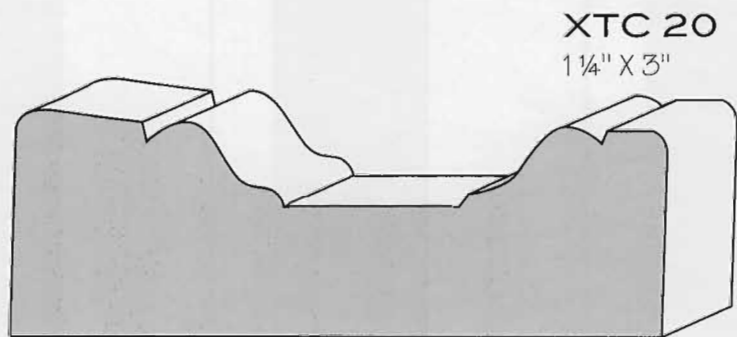
**XTP 12**  
1<sup>1</sup>/<sub>4</sub>" X 2"



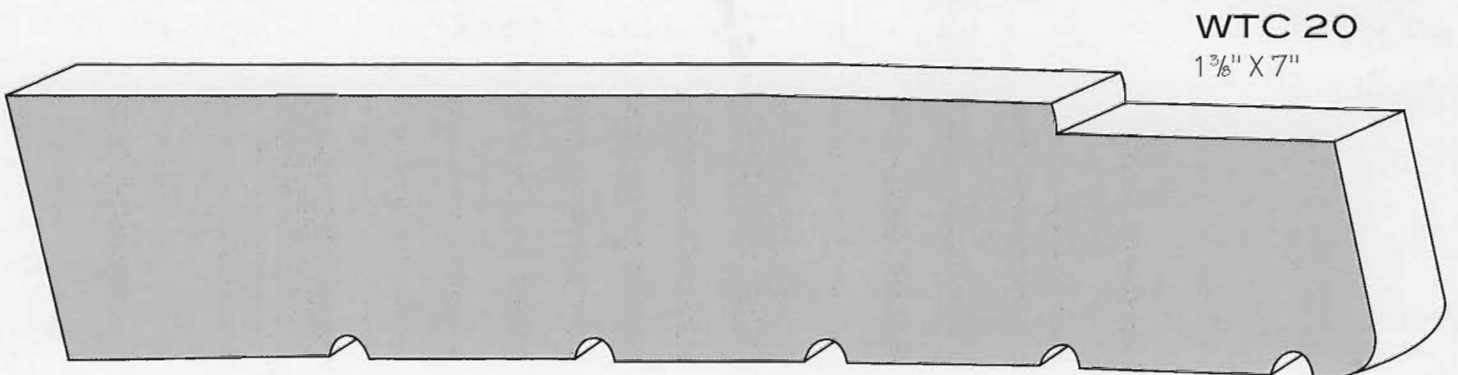
**WTC 30**  
1<sup>1</sup>/<sub>4</sub>" X 7"



**XTC 10**  
1<sup>1</sup>/<sub>4</sub>" X 2"



**XTC 20**  
1<sup>1</sup>/<sub>4</sub>" X 3"




**WTC 20**  
1<sup>3</sup>/<sub>8</sub>" X 7"

BASE

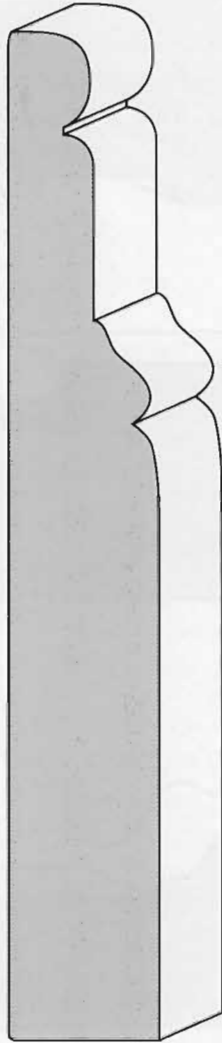
**BAM 80**

$\frac{3}{4}$ " X  $5\frac{7}{8}$ "




**BAM 81**

$\frac{3}{4}$ " X  $5\frac{1}{4}$ "



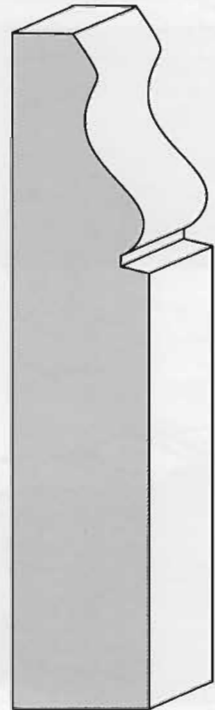
**CAM 93**

$\frac{3}{4}$ " X 5"



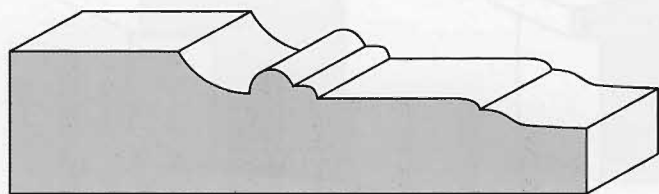
**CAM 89**

$\frac{3}{4}$ " X  $3\frac{1}{2}$ "



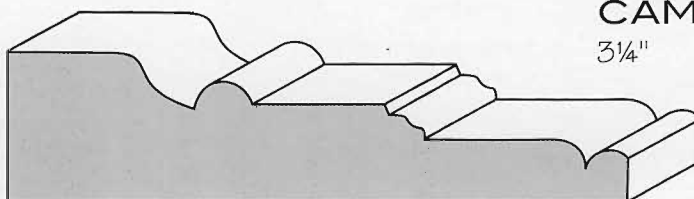
CAM 80

3"



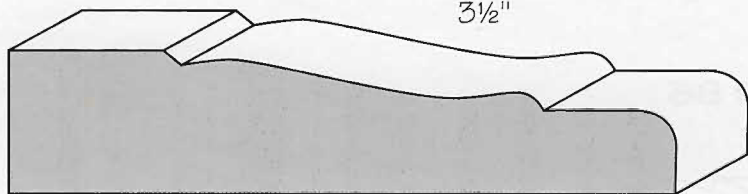
CAM 81

3 1/4"



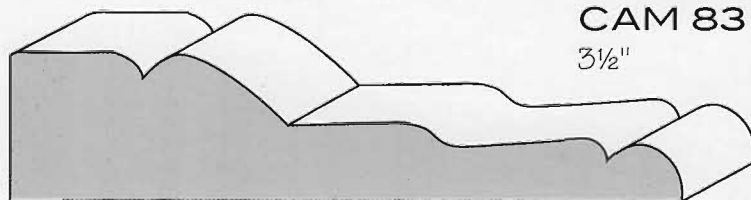
CAM 82

3 1/2"




CAM 83

3 1/2"



CAM 84

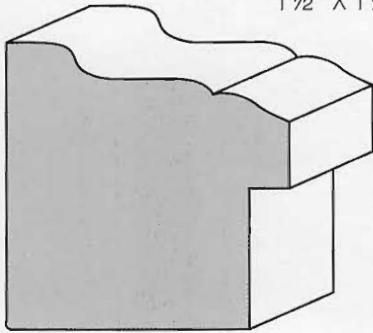
3 1/2"



CASING & BACKBAND

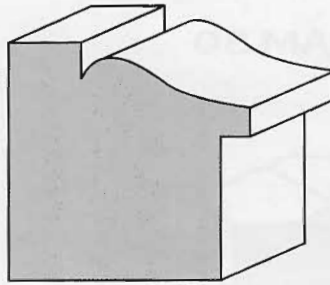
BBM 80

1 1/2" X 1 1/2"



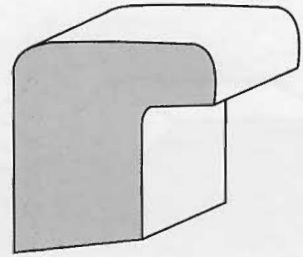
BBM 81

1 1/4" X 1 1/4"



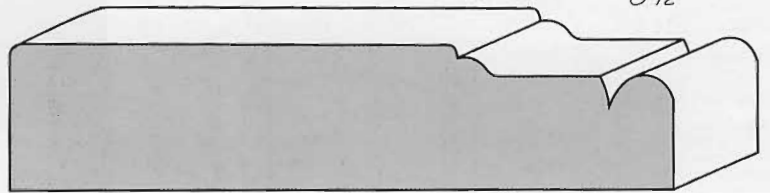
BBM 82

1 1/8" X 1 1/8"



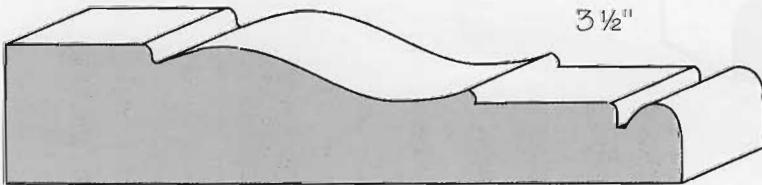
CAM 85

3 1/2"



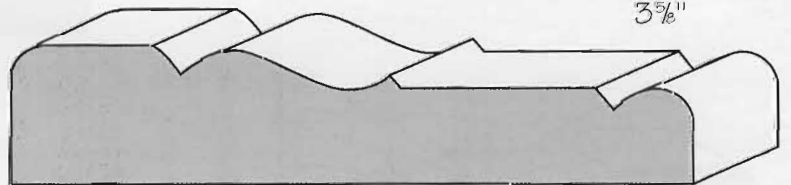
CAM 86

3 1/2"



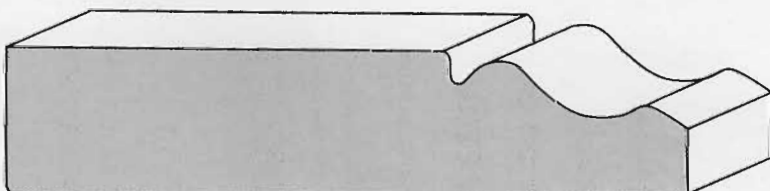
CAM 87

3 5/8"



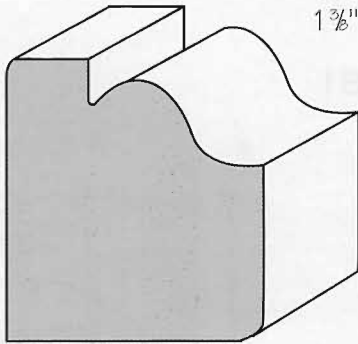
CAM 88

3 5/8"



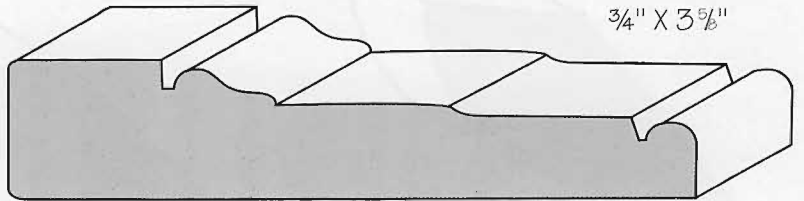
**BBM 83**

1 3/8" X 1 1/2"



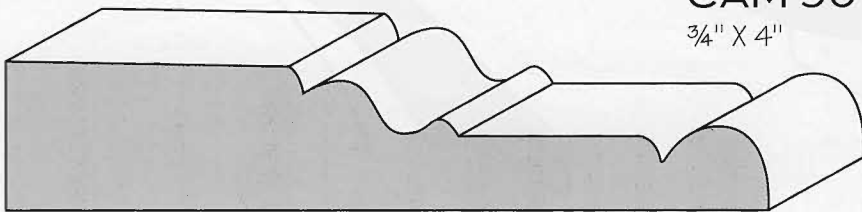
**CAM 89**

3/4" X 3 5/8"



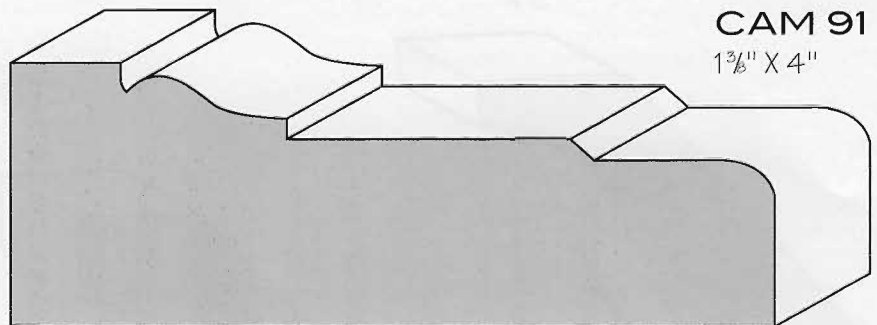
**CAM 90**

3/4" X 4"



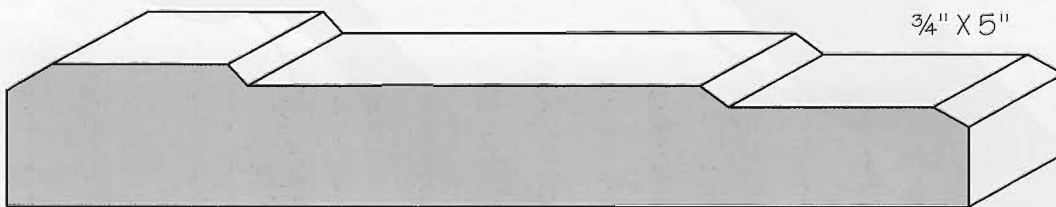
**CAM 91**

1 3/8" X 4"



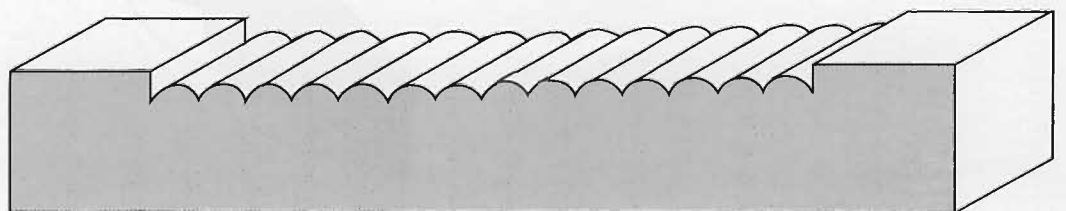
**CAM 92**

3/4" X 5"



**CAM 93**

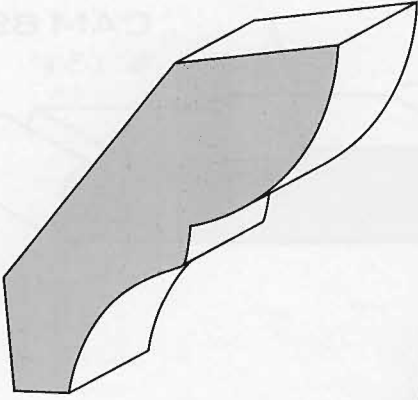
3/4" X 5"



CROWN

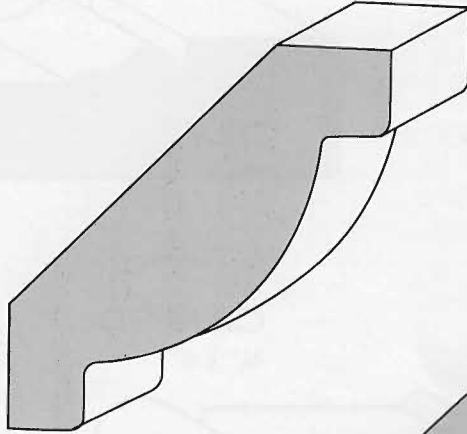
CRM 80

2½"



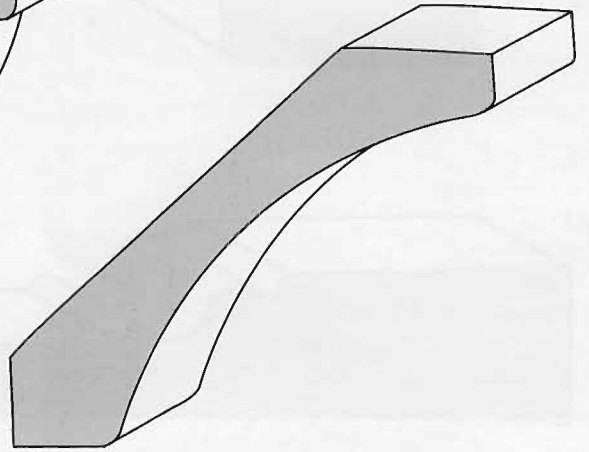
CRM 81

2⅞"



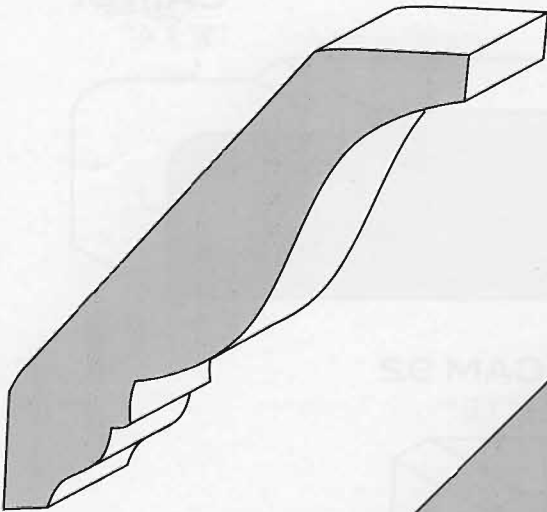
CRM 82

3¼"



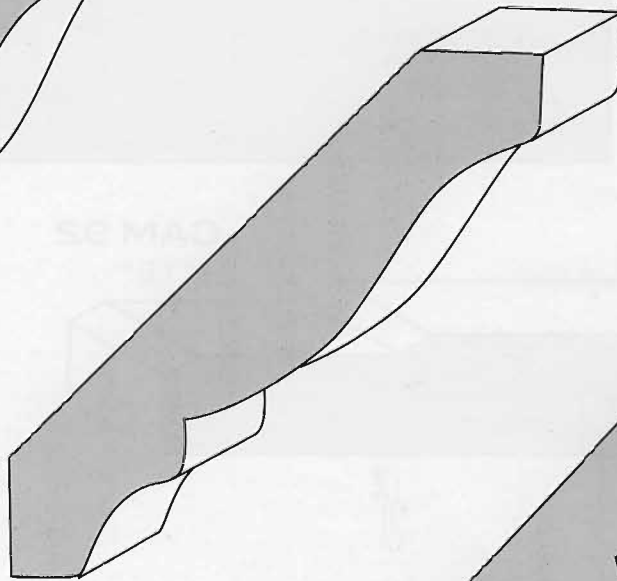
CRM 83

3⅜"



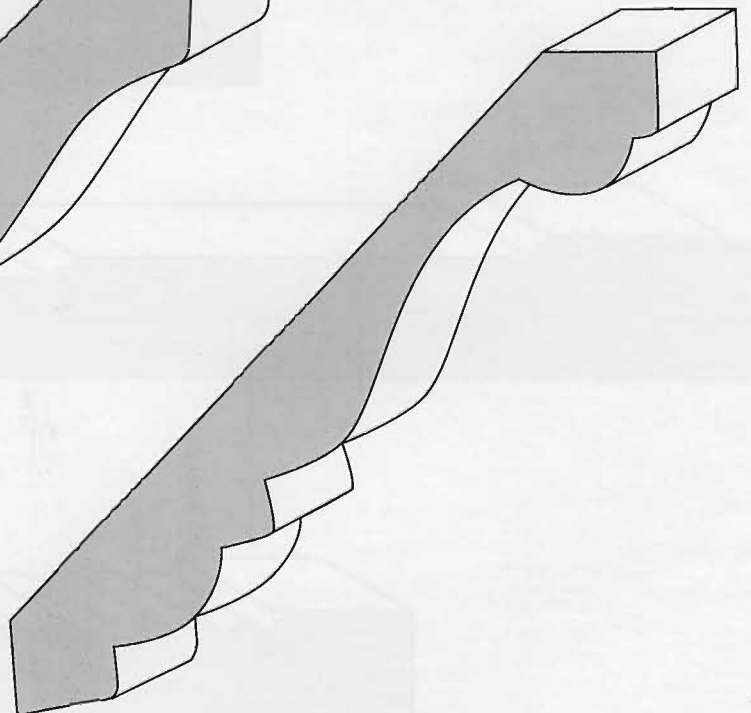
CRM 84

3⅞"



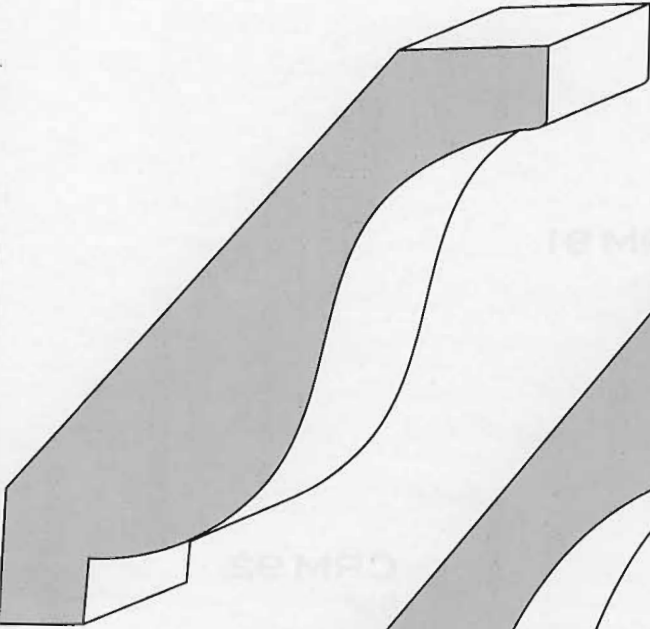
CRM 85

4⅞"



CRM 86

4 <sup>3</sup>/<sub>16</sub>"



CRM 87

4 <sup>5</sup>/<sub>16</sub>"



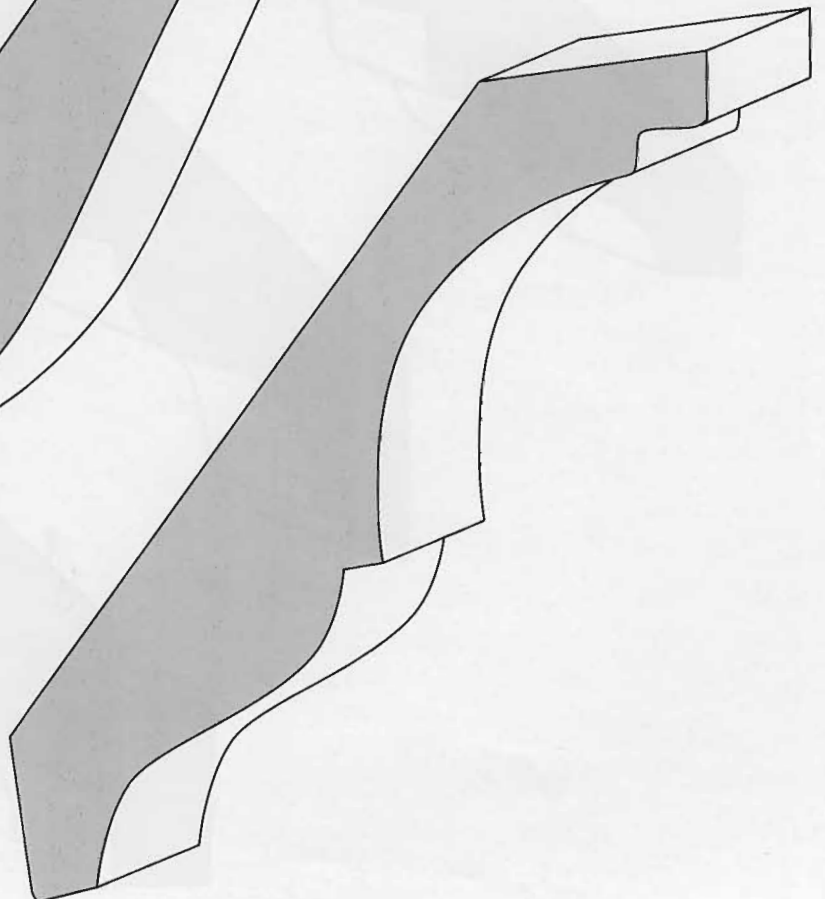
CRM 88

5 <sup>1</sup>/<sub>2</sub>"

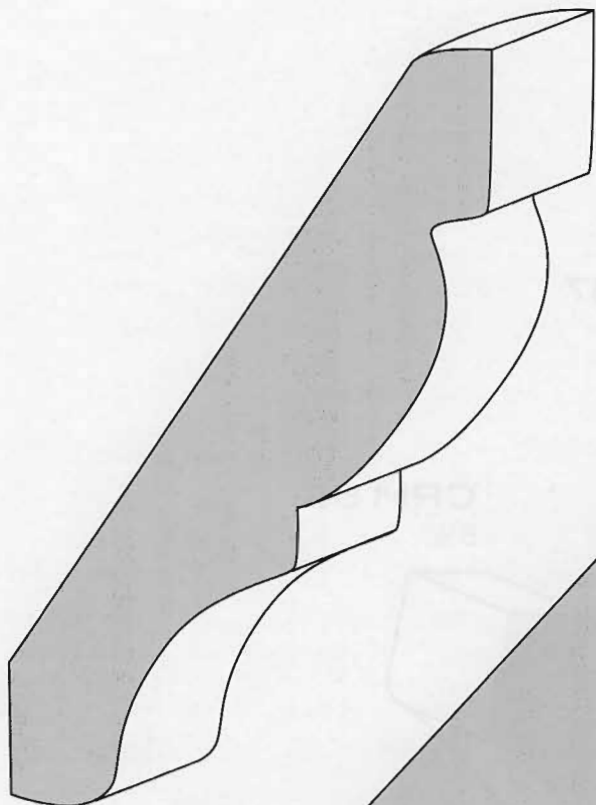


CRM 89

5 <sup>5</sup>/<sub>16</sub>"



CROWN




CRM 90  
4 <sup>5</sup>/<sub>16</sub>"



CRM 91  
5 <sup>1</sup>/<sub>4</sub>"



CRM 92  
5 <sup>1</sup>/<sub>4</sub>"



CRM 93  
5 <sup>13</sup>/<sub>16</sub>"

CROWN



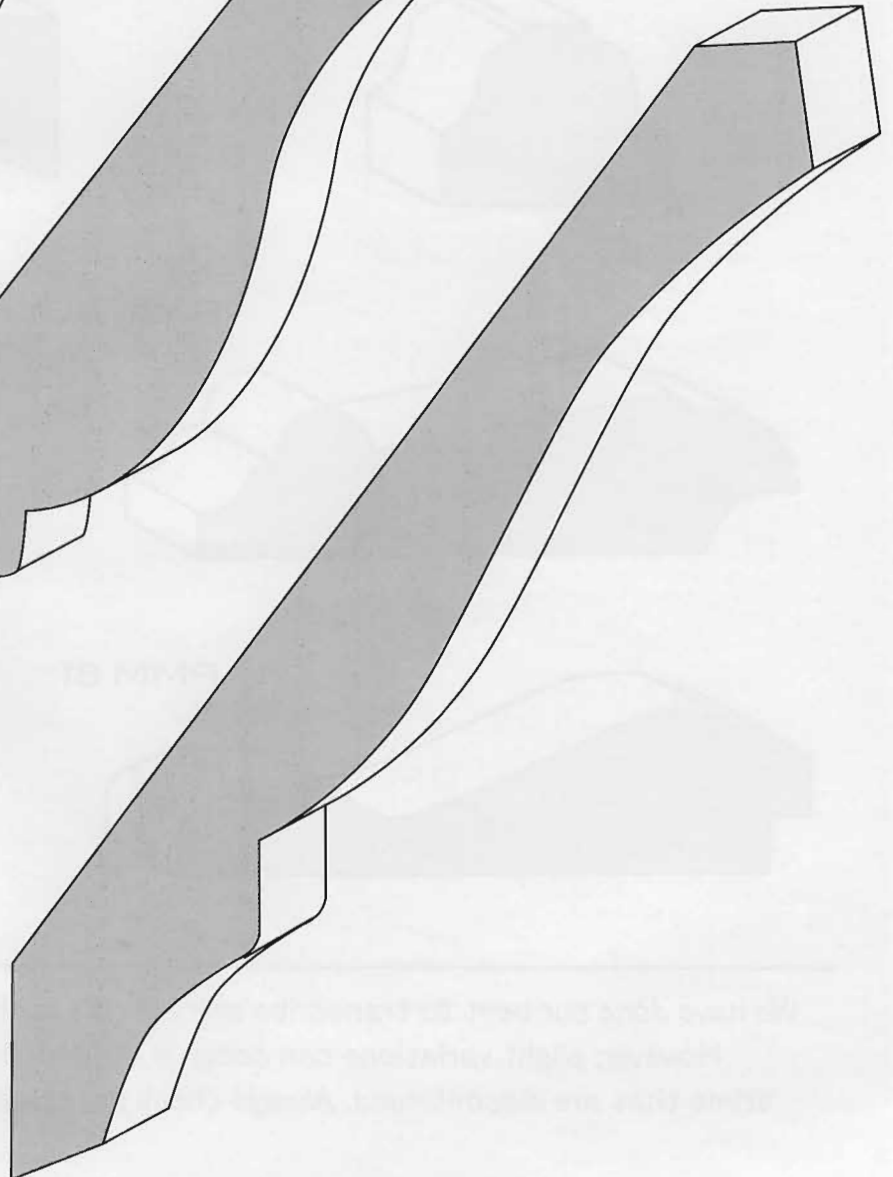
CRM 94  
5 1/4"



CRM 95  
6"

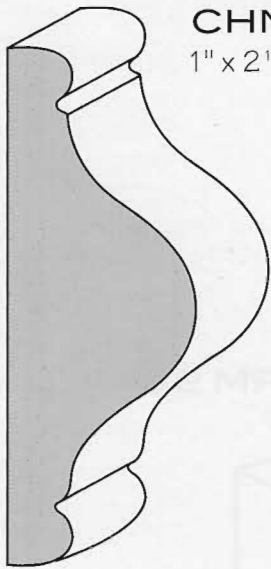


CRM 96  
6 3/8"

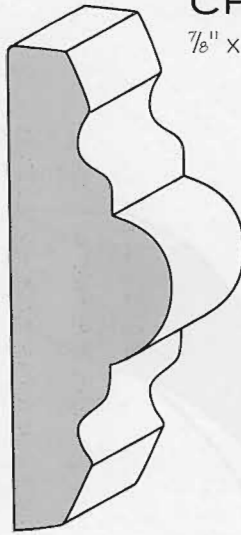


CRM 97  
7 1/4"

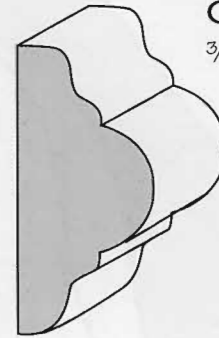
BEDMOULD & CHAIR RAIL & PANEL MOULD



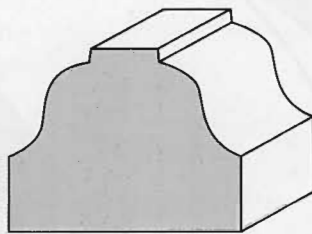
**CHM 80**  
1" x 2 1/16"



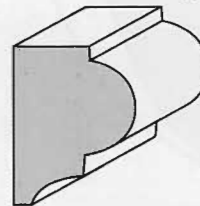
**CHM 81**  
7/8" x 2 1/2"



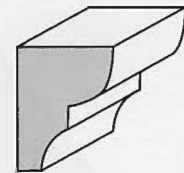
**CHM 82**  
3/4" x 1 1/2"



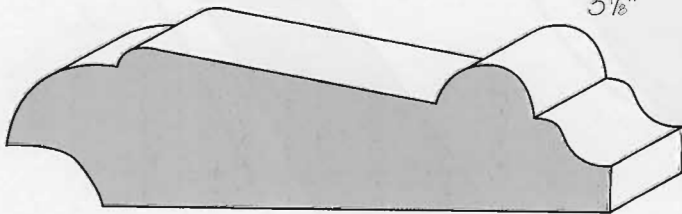
**BMM 82**  
1" x 1 3/16"



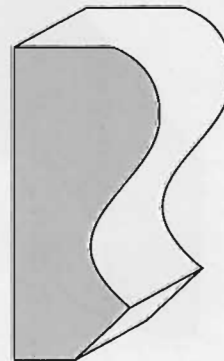
**BMM 80**  
5/8" x 7/8"



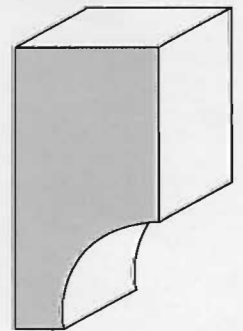
**BMM 81**  
1/2" x 1 1/16"



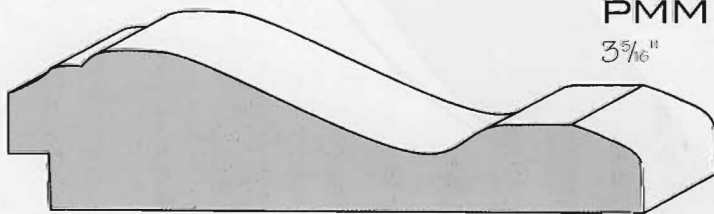
**PMM 80**  
3 1/8"



**BMM 83**  
3/4" x 1 5/8"



**BMM 84**  
3/4" x 1 1/2"



**PMM 81**  
3 5/16"

We have done our best to transcribe every profile in this catalog as accurately as possible.

However, slight variations can occur in custom millwork, as well as manufactured trims that are discontinued. Always check availability with your Congleton salesperson.

# STOCK CONGLETON PRODUCTS

## LUMBER

Azek®  
Winton or European SPF  
C.A. Treated-YP #1  
Cedar-Clear & Rough Sawn  
Douglas Fir-C&Btr  
Fire-Treated  
Ipe & Exotic Hardwoods  
Mahogany-Rough  
Primed Vertical Grain F.J. Cedar  
Redwood-Clear, Clear All-Heart, Construction

## SHEET GOODS

Advantech  
Birch Plywood  
Fire-Treated & C.A. Treated Plywood  
Masonite & Homosote  
MDO Plywood

## PATTERN STOCKS/SIDING

Azek® & Fir Beaded Ceiling  
C&Btr Yellow Pine T&G V-Groove  
Fir T&G Flooring  
Azek® or Redwood Window Sills  
Cedar Closet Lining  
Clear Cedar Beveled Siding  
Fibercement Lap Siding — 5 ¼" & 7 ¼"  
Masonite Siding — 8" & 12" & 8" Beaded

## MILLWORK

Fiberglass Columns — 8" & 10" Round or Square  
Misc. Stair Railings

## DECKING

C.A. Treated "Premium" Yellow Pine  
Ipe — Radius Edge  
Hidden Fastener System  
Treated & Cedar Lattice

## DOORS

Wood Storm Doors  
Metal Pre-Hung Doors — 6-Panel & 9-Lite & 15-Lite

## ARCHITECTURAL PRODUCTS

Residential Hardware Specialties  
Thresholds/Sills/Pocket Door Hardware  
Various Hardware/Commercial Products



## CONGLETON LUMBER COMPANY

635 Winchester Rd. Lexington, Ky. 40505

Phone 859-254-2371

Fax 859-254-2372

[www.congletonlumber.net](http://www.congletonlumber.net)



**Weather Shield<sup>®</sup>**  
Premium Windows & Doors